


Club Notes: Ruby Prince


September 2010

Kay Freschly, one of our Crown Jewels Club members shows us how she turned a very simple quilt layout into a wedding quilt.




The Ruby Prince contains 88 patterns, including 27 panos, valued at \$1015.00!!!


**The response to the Dawn pattern set was overwhelmingly positive,
and we received many requests for more in the series....
so here you go!**



The Halloween Night Concatenating Series







Can you find the secondary patterns?




You asked for more classy curls border pieces as well as more geometric setting triangle patterns. Here they are. Notice the sashing between the rows of blocks set on point. They were created using special left and right pieces!

***Four more background fills
(shown below trimmed out
around appliqué)***




The 3 D look....without the funky glasses!

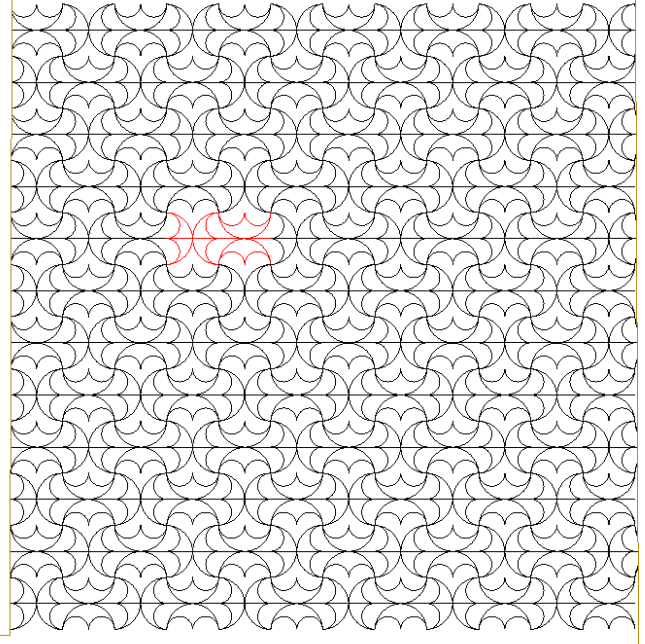


Ribbon Dance pano 004 and 005 shown concatenated together.
These patterns were designed to stitch a 3-D look.

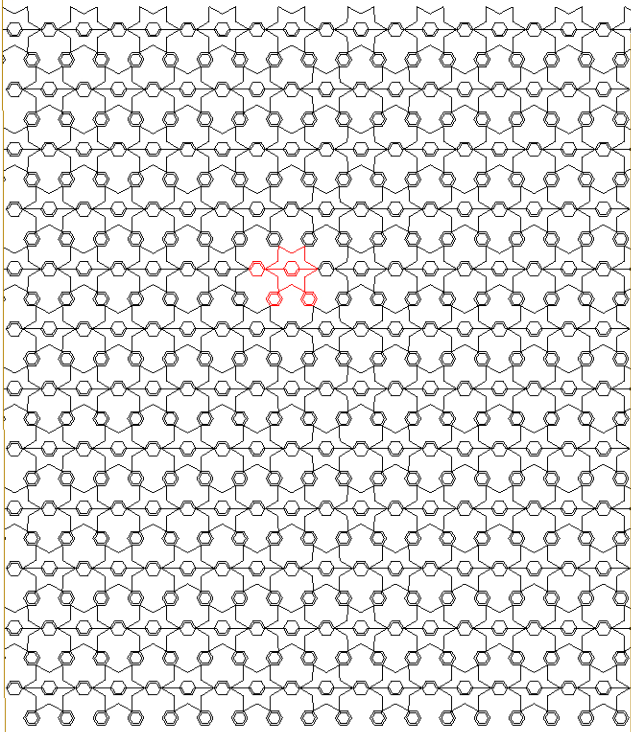
Sashiko Patterns



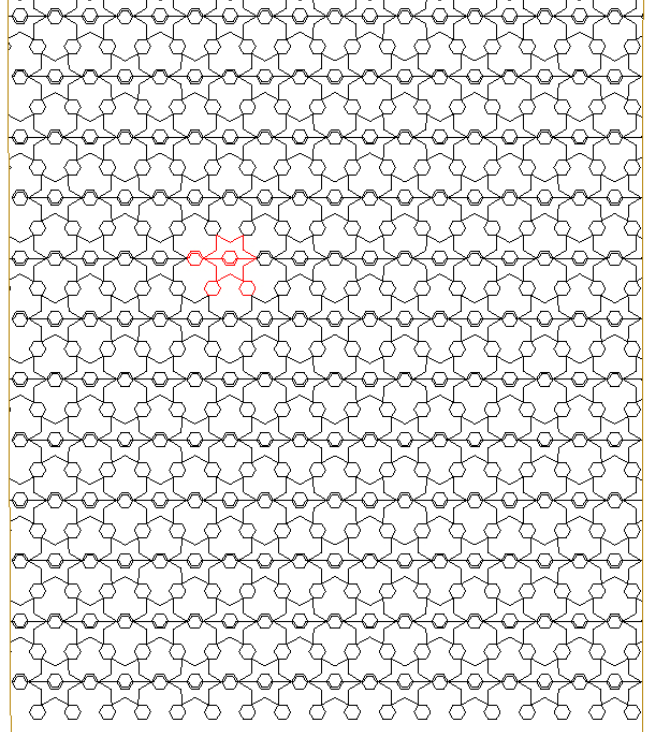
This one has a curved connection



This one has a straight line connection.



This one has a double stitch line.



This one has a partial double stitched line.


Handwriting




Pattern: bamboo butterfly pano
Archive: Ruby Prince




Pattern: bird feather pano 001
Archive: Ruby Prince




Pattern: blowing snow pano 001
Archive: Ruby Prince




Pattern: brocade edge to edge fill
Archive: Ruby Prince



Pattern: classy curls pano 003
Archive: Ruby Prince




Pattern: dream catcher pano 001
Archive: Ruby Prince



Pattern: halloween night 001
Archive: Ruby Prince




Pattern: halloween night 002
Archive: Ruby Prince



Pattern: halloween night 003
Archive: Ruby Prince



Pattern: halloween night 004
Archive: Ruby Prince



Pattern: just roses pano
Archive: Ruby Prince



Pattern: medical pano 001 sq
Archive: Ruby Prince




Pattern: oregon pano 001

Archive: Ruby Prince




Pattern: paper doll pano 002

Archive: Ruby Prince




Pattern: peacock pano 001

Archive: Ruby Prince




Pattern: ribbon dance pano 003

Archive: Ruby Prince




Pattern: ribbon dance pano 004

Archive: Ruby Prince



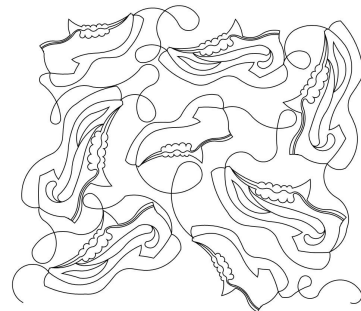
Pattern: ribbon dance pano 005

Archive: Ruby Prince



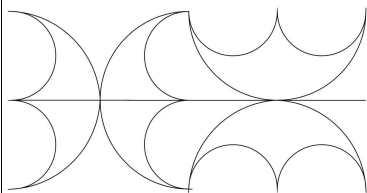
Pattern: ride into the sunset 009

Archive: Ruby Prince




Pattern: running shoe pano 001

Archive: Ruby Prince



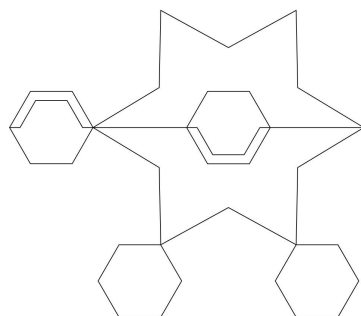
Pattern: shasiko14

Archive: Ruby Prince



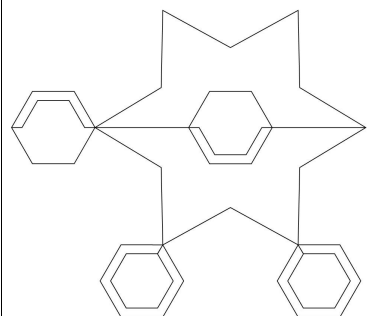
Pattern: shasiko15

Archive: Ruby Prince




Pattern: shasiko16

Archive: Ruby Prince




Pattern: shasiko17

Archive: Ruby Prince



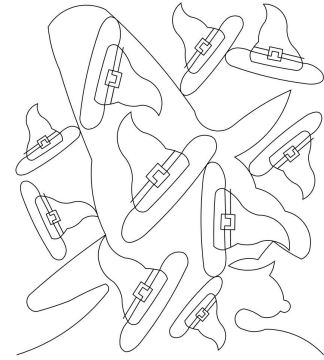
Pattern: swimming fish pano 001

Archive: Ruby Prince



Pattern: umbrella pano 002

Archive: Ruby Prince



Pattern: witches hat pano

Archive: Ruby Prince

Trick or Treat



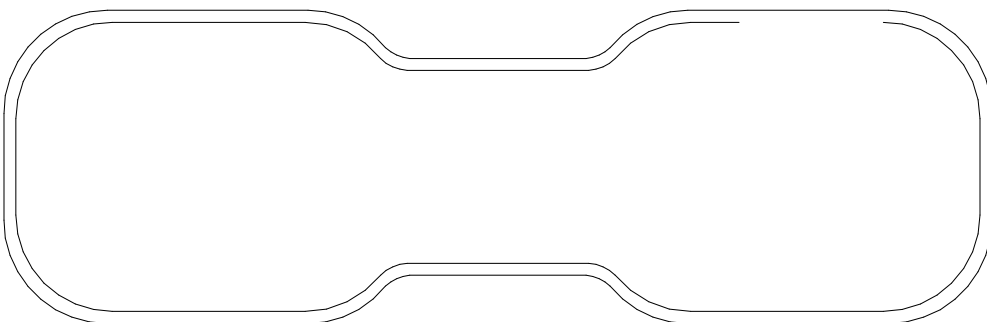
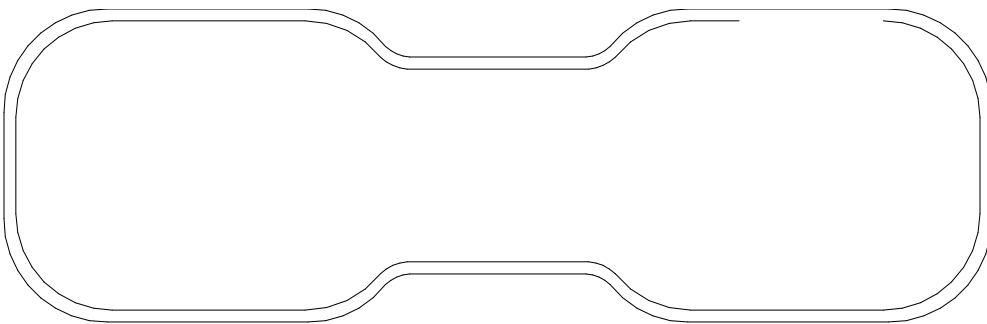
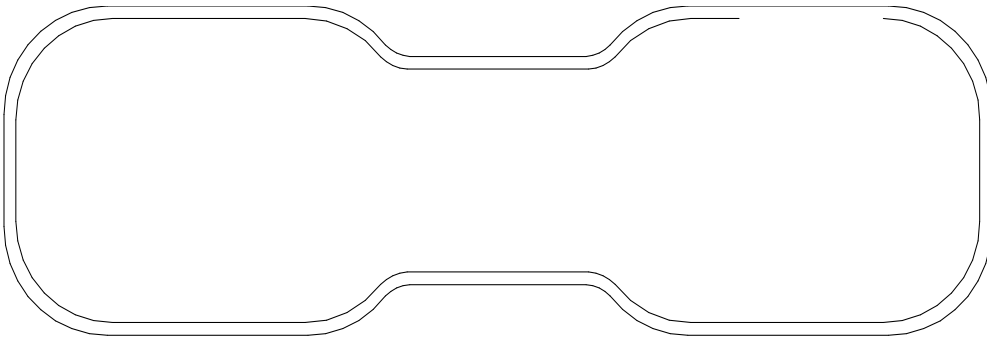
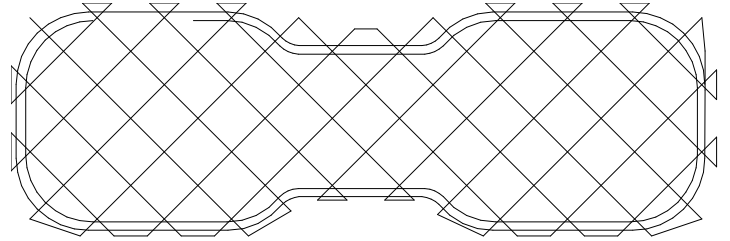
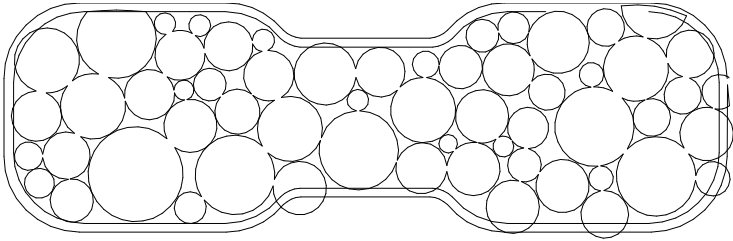
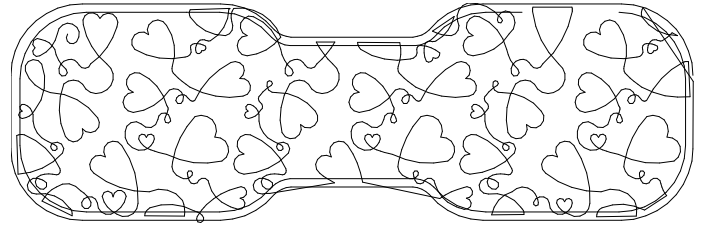

What is Lucee for Halloween? Send me an email with your guess and if you're right, I'll send you a free pattern!

Email me at sweetdreamsgs@aol.com, and put "Lucee's Costume" in the subject line!

The Baby

Burp Cloth

Collection

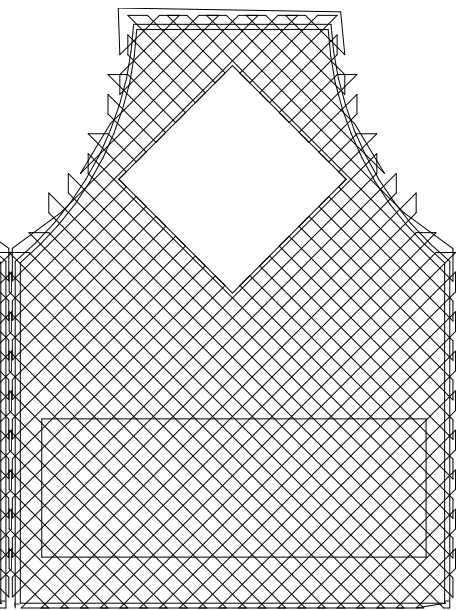
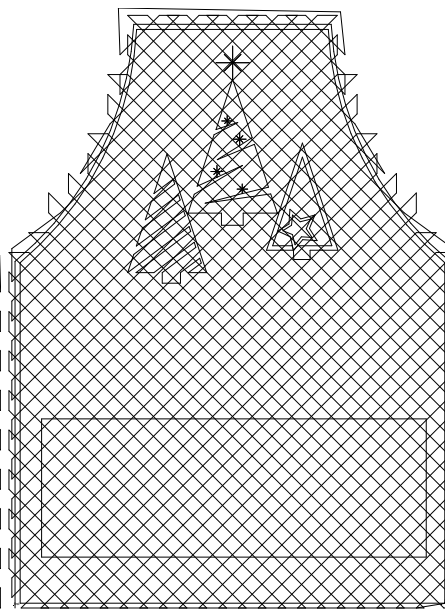





Kim created four different quilting designs for you, but to create your own, choose a different pattern and use it with one of the blank pattern options. The instructions are downloadable from the home page and from the Club Notes links.

You can also drag these patterns into a wider shape and use them to make armrest covers (that you can wash) for your sofa and chair armrests. All it takes is one teenager with Cheetos on their fingers to stain your sofa upholstery....forever! (ask me how I know.....)

THE APRON for Kitchen, Quilt Studios, Gardeners, etc.

The concept was debuted at the SUGAR Conference in June, but we thought you'd rather have something besides "Sweet Dreams Quilt Studio" stitched on the front of your aprons. So, as promised, here are four apron patterns, including one for Thanksgiving and one for Christmas. Plus, there's one blank apron pattern so you can personalize your own. You could also change the sizing and make one for Mom and a smaller one for Mom's helper!



Apron instructions are available on the home page of the Sweet Dreams Quilt Studio web site (under the [Downloadable Instructions](#) link). They are also posted on the [Club Notes](#) page.

The Many Benefits of Being a Crown Jewels Club Member

WE'VE HAD SOME CROWN JEWELS MEMBERS WHO WERE QUITE SURPRISED THAT THEY RECEIVED THEIR SPECIAL DESIGN REQUESTS AT NO ADDITIONAL COST. SO, I THOUGHT I'D REMIND YOU ALL OF THE BENEFITS OF BEING PART OF THE CROWN JEWELS CLUB!

- 20% off all purchases of individual patterns and pattern bundles purchased on the Sweet Dreams Quilt Studio site.
- Pattern catalogs (recently reformatted for easier viewing)
- Monthly newsletter with ideas and tips
- Monthly patterns numbering between **70 and 90** patterns
- ***A pattern designer in your pocket....at no additional cost!!!!***



The Crown Jewels Club Began February 2009:

Feb/09	Topaz Count
Mar/09	Topaz Baron
Apr/09	Topaz Baroness
May/09	Topaz Viscount
Jun/09	Amethyst King
Jul/09	Amethyst Princess
Aug/09	Amethyst Marquess
Sep/09	Amethyst Lord
Oct/09	Amethyst Earl
Nov/09	Amethyst Duke
Dec/09	Amethyst Baron
Jan/10	Amethyst Empress
Feb/10	Amethyst Countess
Mar/10	Amethyst Queen
Apr/10	Ruby Lady
May/10	Ruby Count
Jun/10	Ruby Viscount
Jul/10	Ruby Baroness
Aug/10	Ruby Duchess